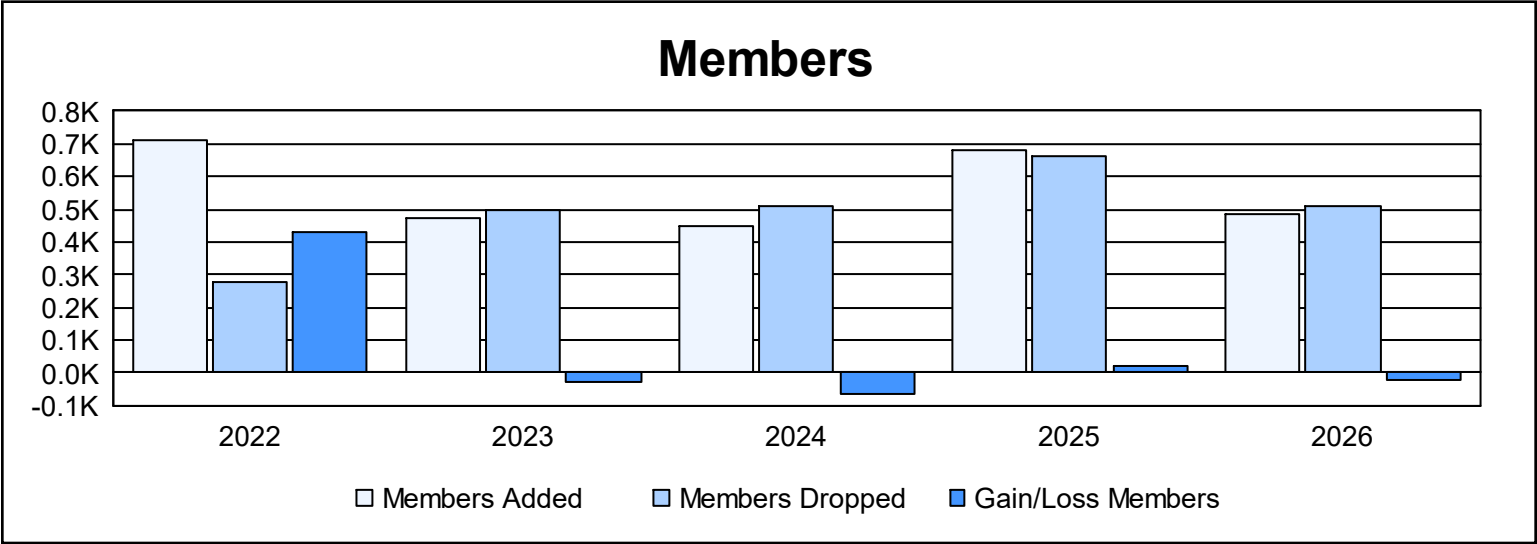
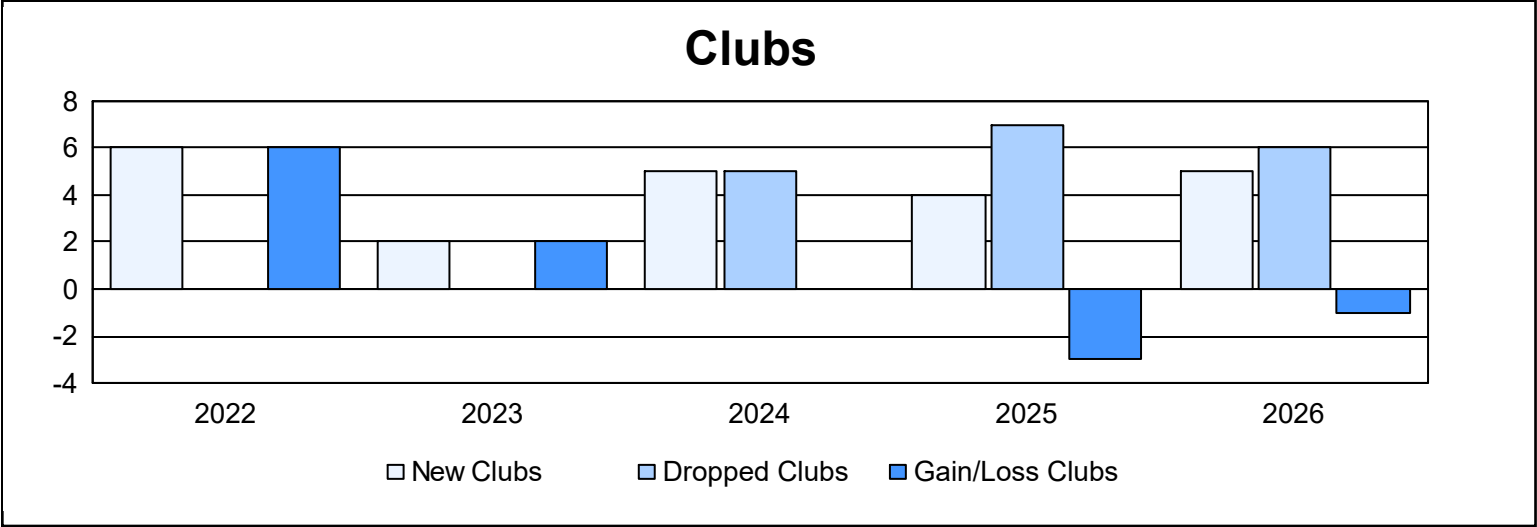
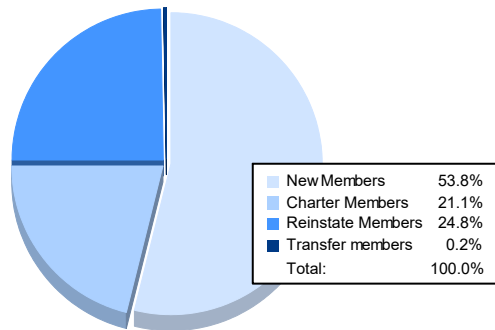


| Year | New Clubs | Dropped Clubs | Gain/ Loss Clubs | New Members | Charter Members | Reinstate Members | Transfer Members | Total Member Added | Total Members Dropped | Gain/ Loss Members |
|-----------|-----------|---------------|------------------|-------------|-----------------|-------------------|------------------|--------------------|-----------------------|--------------------|
| 2021-2022 | 6 | 0 | 6 | 464 | 221 | 23 | 1 | 709 | 276 | 433 |
| 2022-2023 | 2 | 0 | 2 | 277 | 113 | 79 | 2 | 471 | 499 | -28 |
| 2023-2024 | 5 | 5 | 0 | 200 | 137 | 67 | 44 | 448 | 511 | -63 |
| 2024-2025 | 4 | 7 | -3 | 283 | 86 | 218 | 95 | 682 | 661 | 21 |
| 2025-2026 | 5 | 6 | -1 | 262 | 103 | 121 | 1 | 487 | 511 | -24 |
| Average | 4 | 4 | 1 | 297 | 132 | 102 | 29 | 559 | 492 | 68 |



Membership Composition January 2026 Cumulative



Gender Composition January 2026 Cumulative

